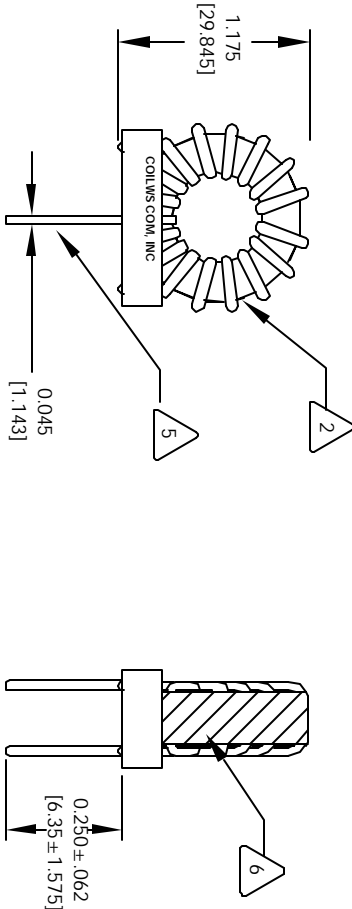
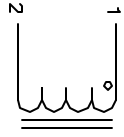


The information contained in this drawing is the sole property of CWS Coil Winding Specialist. Any reproduction in part or whole without written permission of CWS Coil Winding Specialist is prohibited.

REVISION HISTORY

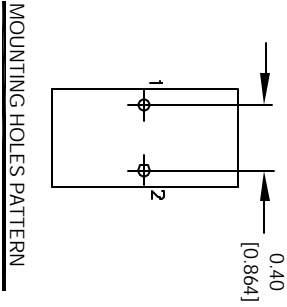
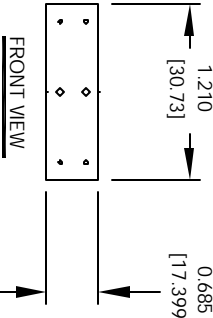
REV	ECN	DESCRIPTION	DATE	BY	CHK	DATE
A		PRE-PRODUCTION RELEASE	7/13/04	JLU		7/14/04



- 6 USING A PERMANENT MARKING METHOD MARK PART NUMBER AND REVISION, IF APPLICABLE. IF NEEDED, WRAP INDUCTOR WITH GLASS TAPE TO THE CORE. MUST REST FLAT ON PCB. LEADS MUST BE TANGENT FLUSH WITH THE COIL EDGE, AS SHOWN (I.E. COIL REMOVE INSULATION AND TIN LEADS 0.50 INCH)
- 5 WIND COILS EVENLY SPACED AROUND THE CORE
- 4 CONSTRUCTION:
 - H.POT TEST FOR WINDING TO CORE ISOLATION = 500VDC MIN
 - CURRENT RATING : 6.9 AMPS, 40 °C TEMP. RISE, NO AIR FLOW
 - DCR = 22.0 MILLI-OHMS MAX.
 - DC BIASED = 6.9 AMPS, INDUCTANCE = 42 UH
 - DC BIASED = 12.0 AMPS, INDUCTANCE = 40 UH
 - INDUCTANCE = 50 UH +-10% @ LOW DC BIAS, 1 KHZ, 250mv
- 3 SPECIFICATIONS:

- 2 WIRE: UL RECOGNIZED 200°C RATED MAGNET WIRE
CWS BYTE-MARK OR OTHER APPROVED PART
CORE: COATED HIGH FLUX TOROIDAL CORE
- 1 RATING CLASS B (130°C MIN.) REQUIRED
MATERIAL: UL RECOGNIZED 94V-0 FOR FLAMMABILITY

NOTES: TOROIDAL POWER CHOKE. ALL DIMENSIONS IN INCHES



CODE	IDENT	MFG. P/N	DESCRIPTION	ITEM NO.
PARTS LIST				
AUTOCAD	X		CWS Coil Winding Specialist.	
SOLIDWORKS			1510 E. Edinger Ave.	
SIGN			WWW.COILWS.COM	
DATE			Unit B, Santa Ana, CA, 92705	
TITLE: Toroidal Power Chokes				
DRAWN: RFR 7/13/04				
CHECKED: JLU 7/13/04				
ENGR: KSUM 7/13/04				
APPR: JLU 7/13/04				
SIZE: B				
SCALE: 2=1				
REV: A				